

ARUWEN ANEEPWUNGUN CHUUK

ARUWEN MWIICHENAP, ARUWEN MWIICH
ATAPWANAPWAN, NOVEMBER, 1998

NAMOPUNG NO. 4-45

EW NAMOPUNG

A ekkesiwini Annukun Chuuk No. 4-98-37, ewe Budgetin FY 1999 ren ewe Muun Chuuk, ren an epwe awora pwan sopusopun monien ekkewe pekin non ewe budget, pwan fori ekkoch ekkesiwin mei auchea ren ekkewe moni non, pwan awora monien social me economic development projects, me pwan ren ekkoch popun.

EPWE PWUNG ME REN EWE ANEEPWUNGUN CHUUK:

1 Tetten 1. Ekkesiwin. Ewe itenapen ewe Annukun Chuuk No. 4-98-37, iei a
2 ekkesiwin ren an epwene iei usun kapasas:

3 "A awora ukukun \$34,913,982 seni ewe Monienapen ewe Muun Chuuk
4 ren ewe fiscal year epwe muchuno non September 30, 1999, fan asengasin
5 kaworen monian omwokutun ewe Executive, Legislative me Judicial Branches an
6 Mwun Chuuk, State Public Auditor Office, State Boards, Commissions,
7 Authorities, me ekkoch programs, Special Block Grant Programs, Health me
8 Medical Programs me ekkoch Compact Programs, Social me Economic
9 Development Projects, awora ukukun chochoon chon angang non ew me ew
10 pachangen ewe Mwun Chuuk, an kewe board, commission me authority, me a
11 pwan awora katoun me nounoun moni me enniwinsefanin moni ese mo nounouno
12 non September 30, 1999, pwan awora repotun nounoun moni, moni tonong me
13 moni toou, me pwan ren ekkoch popun."

14
15 Tetten 2. Ekkesiwin. Tetten 1 me non Annukun Chuuk No. 4-98-37, iei a
16 ekkesiwin ren an epwene iei usun kapasas:

17 "Tetten 1. Pwachetin Ei State. Iei a pwunguno Pwachetin ei State, ussun mi affat
18 fan pochokkunen ewe Aneepwung fiti pwungun sopun VIII, tetten 4 me non ewe
19 Chunapen Annukun Mwun C huuk.

20 (a) Aukukun Anapanapan Moni Tonong. Chuuk State a epinukunuku
21 ekkei tettenin moni tonong non ewe fiscal year epwe muchuno
22 September 30, 1999:

23	(1) Current Account Sec. 211(a)	\$ 13,576,640
24	(2) CAT (Infl. Adjust) Sec. 212(b)	\$ 142,500
25	(3) Energy Sec. 214(c)	\$ 1,490,692
26	(4) SBG Sec. 211(b)	\$ 2,730,000
27	(5) H&M Sec. 216(a)(2)	\$ 461,087
28	(6) Local Revenues	\$ 6,575,536

1	(7) Reimbursement	\$ 648,000
2	(8) CIP	\$ 9,927,824
3	Unusenapen Anapanapen Moni Tonong:	\$ 36,030,933

4 (b) Awewen Foos. Non ei annuk, ei kapas “monien ammwokutun ewe
5 Mwun Chuuk” wewen “monien mwokutukutun ewe Executive,
6 Legislative me Judicial Branches non ewe Mwun Chuuk, an kewe
7 Boards, Commissions, Authorities me ekkoch programs me Special
8 Block Grant Programs.

9 (c) Anapanapen Nounounon Moni. Mwun Chuuk a anapanapa an epwe
10 nounano ukukun \$34,913,982 non ewe fiscal year epwe muchuno
11 September 30, 1999, fan iten monien mwokutukutun an kewe
12 programs, me social me seconomic development projects,”

13 Tetten 3. Ekkesiwin. Tetten 2 me non Annukun Chuuk No. 4-98-37, iei a
14 ekkesiwin ren an epwene iei usun kapasan:

15 “Tetten 2. Mumutaan Ukukun Kaworen Moni. Ewe Aneepwung a
16 mumuta an epwe awora ukukun \$36,030,933 an epwe amwokutu angangen ewe
17 Mwun Chuuk, me Social me Economic Development Projects ren ewe fiscal year
18 epwe muchuno September 30, 1999; nge, ewe ukukun moni mei mumuta epwe
19 chok tongeni ekkesiwin me non annuk mi for mwirin, anongonong won nonnomun
20 me osukosuken moni non Chuuuk.”

21 Tetten 4. Ekkesiwin. Tetten 3 me non Annukun Chuuk No. 4-98-37, iei a
22 ekkesiwin ren an epwene iei usun kapasan:

23 “Tetten 3. Kaworen Monien ewe Executive Branch. Iei a kawor ukukun
24 \$11,329,675, ika fite ukukun epwe tongeni naaf, seni ewe Monienapen ewe Mwun
25 Chuuk ren ewe fiscal year epwe muchuno September 30, 1999, ren fan asengesin
26 kaworen monien mwokutukutun ewe Executive Branch, Chuuk state Government.
27 Ewe Kepina epwe wisen allottee won nounoun ei moni. Ei moni epwe iei ussun
28 inetin me nounoun:

29	<u>DEPARTMENT</u>	<u>CURRENT</u>	<u>LOCAL</u>	<u>REIMB.</u>	<u>TOTAL</u>
30	A. HEALTH SERVICES				
31	1. Personnel	1,927,046	162,954	-0-	2,090,000

1	2. Travel	21,200	-0-	300	21,500
2	3. Contr. Serv.	10,000	-0-	-0-	10,000
3	4. Other Current Exp.	212,490	-0-	11,760	224,250
4	5. Fixed Asset	-0-	-0-	-0-	-0-
5	Sub Total	2,170,736	162,954	12,060	2,345,750
6	B. EDUCATION				
7	1. Personnel	3,819,638	918,062	-0-	4,737,700
8	2. Travel	10,950	-0-	-0-	10,950
9	3. Contr. Serv.	-0-	7,000	-0-	7,000
10	4. Other Exp.	34,000	60,000	-0-	94,000
11	5. Fixed Assets	10,000	-0-	-0-	10,000
12	Sub Total	3,874,588	985,062	-0-	4,859,650
13	C. PUBLIC AFFAIRS				
14	1. Personnel	154,600	-0-	-0-	154,600
15	2. Travel	10,000	-0-	-0-	10,000
16	3. Constr. Serv.	1,000	-0-	-0-	1,000
17	4. Other Current Exp.	14,000	-0-	-0-	14,000
18	5. Fixed Asset	-0-	-0-	-0-	-0-
19	Sub Total	179,600	-0-	-0-	179,600
20					
21	D. COMMERCE AND INDUSTRY				
22	1. Personnel	167,040	22,460	-0-	189,500
23	2. Travel	6,500	-0-	-0-	6,500
24	3. Contr. Serv.	-0-	10,000	16,000	26,000
25	4. Other Current Exp.	-0-	10,000	1,250	11,250
26	5. Fixed Asset	-0-	1,000	-0-	1,000
27	Sub Total	173,540	43,460	17,250	234,250
28	E. MARINE RESOURCES				
29	1. Persosnnel	222,000	41,188	49,812	313,000
30	2. Travel	10,300	-0-	-0-	10,300
31	3. Contr. Serv.	36,354	18,000	-0-	54,354

1	4. Other Current Exp.	22,957	17,894	-0-	40,851
2	5. Fixed Asset	5,000	-0-	-0-	5,000
3	Sub Total	240,000	48,188	49,812	338,000
4	F. AGRICULTURE				
5	1. Personnel	134,900	42,700	30,000	207,600
6	2. Travel	5,000	-0-	-0-	5,000
7	3. Contr. Serv.	5,000	-0-	-0-	5,000
8	4. Other Current Exp.	7,000	5,500	500	13,000
9	5. Fixed Asset	5,000	1,000	-0-	6,000
10	Sub Total	156,900	49,200	30,500	236,600
11	G. TREASURY				
12	1. Personnel	302,000	-0-	-0-	302,000
13	2. Travel	10,300	-0-	-0-	10,300
14	3. Contr. Serv.	36,354	18,000	-0-	54,354
15	4. Other Current Exp.	22,957	17,894	-0-	40,851
16	5. Fixed Asset	6,015	-0-	-0-	6,015
17	Sub Total	377,626	35,894	-0-	413,520
18	H. PUBLIC SAFETY				
19	1. Personnel	560,600	116,300	-0-	676,900
20	2. Travel	3,000	-0-	-0-	3,000
21	3. Contr. Serv.	-0-	-0-	-0-	-0-
22	4. Other Current Exp.	31,300	41,500	-0-	72,800
23	5. Fixed Assets	-0-	-0-	-0-	-0-
24	Sub Total	594,900	157,800	-0-	752,700
25	I. PUBLIC WORKS				
26	1. Personnel	221,900	35,600	35,000	292,500
27	2. Travel	5,000	-0-	-0-	5,000
28	3. Contr. Serv.	5,000	15,000	-0-	20,000
29	4. Other Current Exp.	15,000	-0-	-0-	15,000
30	5. Fixed Assets	-0-	-0-	-0-	-0-
31	Sub Total	246,900	50,600	35,000	332,500

1	J. TRANSPORTATION				
2	1. Personnel	207,780	20,642	243,678	472,100
3	2. Travel	10,600	-0-	-0-	10,600
4	3. Contr. Serv.	-0-	-0-	-0-	-0-
5	4. Other Current Exp.	100,000	10,000	131,000	241,000
6	5. Fixed Assets	-0-	-0-	20,000	20,000
7	Sub Total	318,920	30,642	394,678	743,700
8	K. PLANNING & STATISTICS				
9	1. Personnel	116,600	-0-	-0-	116,600
10	2. Trave;	3,500	-0-	-0-	3,500
11	3. Contr. Serv.	-0-	-0-	-0-	-0-
12	4. Other Current Exp.	10,525	6,000	-0-	16,525
13	5. Fixed Assets	6,600	-0-	-0-	6,600
14	Sub Total	137,225	6,000	-0-	143,225
15	L. GOVERNOR'S OFFICE				
16	1. Personnel	265,700	-0-	-0-	265,700
17	2. Travel	20,000	20,000	-0-	40,000
18	3. Contr. Serv.	20,000	-0-	-0-	20,000
19	4. Other Current Exp.	20,000	41,880	-0-	61,880
20	5. Fixed Asset	-0-	-0-	-0-	-0-
21	Sub Total	325,700	61,880	-0-	387,580
22	M. BUDGET OFFICE				
23	1. Personnel	97,100	-0-	-0-	97,100
24	2. Travel	8,000	-0-	-0-	8,000
25	3. Contr. Serv.	2,000	-0-	-0-	2,000
26	4. Other Current Exp.	5,000	-0-	-0-	5,000
27	5. Fixed Assets	5,000	-0-	-0-	5,000
28	Sub Total	117,100	-0-	-0-	117,100
29	N. PERSONNEL OFFICE				
30	1. Personnel	68,900	-0-	-0-	68,900
31	Travel	3,000	-0-	-0-	3,000

1	2. Contr. Serv.	1,000	-0-	-0-	1,000
2	3. Other Current Exp.	4,500	-0-	-0-	4,500
3	4. Fixed Assets	1,500	-0-	-0-	1,500
4	Sub Total	78,900	-0-	-0-	78,900

O. ATTORNEY GENERAL

6	1. Personnel	125,100	-0-	-0-	125,100
7	2. Travel	10,000	-0-	-0-	10,000
8	3. Contr. Serv.	-0-	25,000	-0-	25,000
9	4. Other Current Exp.	4,500	-0-	-0-	4,500
10	5. Fixed Assets	1,500	-0-	-0-	2,000
11	Sub Total	141,600	25,000	-0-	166,600
12	Total Executive	9,133,695	1,656,680	539,300	11,329,675

13 Tetten 5. Ekkesiwin. Tetten 4 me non Annukun Chuuk No., 4-98-37, iei a
14 ekkesiwin ren an epwene iei usun kapasas:

15 “Tetten 4. Kaworen Monien ewe Legislative Branch. Iei a kawor ukukun
16 \$2,453,100, ika fite ukukun epwe tongeni naaf, seni ewe Monienapen ewe Mwun Chuuk
17 ren ewe fiscal year epwe muchuno, September 30, 1999, fan asengesin kaworen monien
18 mwokutukutun angangen ewe Legislative Branch non Chuuk State Government. Ewe
19 President me ewe Speaker repwe allottee won nounoun ei moni. Epwe iei ussun inetiun
20 nounoun eis moni:

21	LEGISLATIVE	CURRENT	LOCAL	REIMB.	TOTAL
22	1. Personnel	1,277,100	7,200	-0-	1,284,300
23	2. Travel	173,800	16,200	-0-	290,000
24	3. Contr. Serv.	218,300	-0-	-0-	218,300
25	4. Other Current Exp.	85,500	518,000	-0-	603,500
26	5. Fixed Assets	38,400	18,600	-0-	57,00
27	Sub Total	1,793,100	660,000	-0-	2,453,100”

28 Tetten 5. Kaworen Monien ewe Judiciary Branch. Iei a kawor ukukun \$506,100,
29 ika fite ukukun epwe tongeni naaf seni ewe Monienapen ewe Mwun Chuuk, ren ewe
30 fiscals year epwe muchuno September 30, 1999, fan asengesin kaworen monien

1 mwokutukutun angangen ewe Judiciary Branch an ei Mwun. Ewe Chief Justice epwe
2 wisen allottee won nounoun ei moni. Ei ukukun moni epwe iei ussun inetin:

3 JUDICIAL BR.	CURRENT	LOCAL	REIMB.	TOTAL
4 1. Personnel	471,100	-0-	-0-	471,100
5 2. Travel	5,000	-0-	-0-	5,000
6 3. Contr. Serv.	3,000	15,000	-0-	18,000
7 4. Other Current Exp.	10,000	-0-	-0-	10,000
8 5. Fixed Assets	2,000	-0-	-0-	2,000
9 Sub Total	491,100	15,000	-0-	506,100

10 Tetten 6. Kaworen Monien ewe Ofesin State Public Auditor. Iei a kawor ukukun
11 \$56,700, ika fite ukukun epwe tongeni naaf, seni ewe Monienapen ewe Mwun Chuuk ren
12 ewe fiscal year epwe muchuno September 30, 1999, fan asengsin monien omwokutun
13 ewe Ofesin State Public Auditor an ewe State Government. Ewe State Public Auditor
14 epwe wisen allottee won nounoun ei moni. Nounoun ei moni epwe iei ussun inetin:

15 PUBLI AUDITOR	CURRENT	LOCAL	REIMB.	TOTAL
16 1. Personnel	-0-	-0-	44,200	44,200
17 2. Travel	-0-	-0-	2,500	2,500
18 3. Contr. Serv.	-0-	-0-	10,000	10,000
19 4. Other Current Exp.	-0-	-0-	-0-	-0-
20 5. Fixed Assets	-0-	-0-	-0-	-0-
21 Sub Total	-0-	-0-	56,700	56,700

22 Tetten 7. Ekkesiwin. Tetten 7 me non Annukun Chuuk No. 4-98-37, iei a
23 ekkesiwin ren an epwene iei ussun kapasan:

24 “Tetten 7. Kaworen Monien Omwokutun Ekkewe Authorities, Boards me
25 Commissions. Iei a kawor ukukun \$973,670, ika fite ukukun epwe tongeni naaf seni ewe
26 Monienapen ewe Mwun Chuuk ren ewe fiscal year epwe muchuno September 30, 1999,
27 fan asengsin monmien omwokutun ekkewe boards, commissions me authorities an Chuuk
28 State Governmednt. Ewe Kepina epwe wisen allottee wion nounoun ei moni. Nounoun ei
29 moni epwe iei ussun inetin:

30 ACTIVITIES	CURRENT	LOCAL	REIMB.	TOTAL
---------------	---------	-------	--------	-------

31

1	A. LAND COMMISSION				
2	1. Persosnnel	-0-	109,000	-0-	109,000
3	2. Travel	-0-	1,000	-0-	1,000
4	3. Contr. Serv.	-0-	1,000	-0-	1,000
5	4. Other Current Exp.	-0-	5,000	-0-	5,000
6	5. Fixed Assets	-0-	1,400	-0-	1,400
7	Sub Total	-0-	117,400	-0-	117,400
8	B. ELECTION COMMISSION				
9	1. Personnel	-0-	51,200	-0-	51,200
10	2. Travel	-0-	2,000	-0-	2,000
11	3. Contr. Serv.	-0-	5,000	-0-	5,000
12	4. Other Current Exp.	-0-	197,500	-0-	197,500
13	5. Fixed Assets	-0-	2,000	-0-	2,000
14	Sub Total	-0-	257,700	-0-	257,700
15	C. RECREATION	-0-	106,470	-0-	106,470
16	D. SCHOLARSHIP BRD.	-0-	154,700	-0-	154,700
17	E. HOUSING AUTH.	-0-	75,600	-0-	75,600
18	F. CEPA	-0-	68,100	-0-	68,100
19	G. INVESTMENT BRD.	-0-	5,000	-0-	5,000
20	H. BOARD OF ED.	-0-	25,000	-0-	25,000
21	I. CHUUK COCO. AUTH.	-0-	62,700	-0-	62,700
22	J. VISITOR BUREAU	-0-	75,000	-0-	75,000
23	K. JCN TASK FORCE				
24	TAVEL FUND	-0-	15,000	-0-	15,000
25	TOTAL	-0-	962,670	-0-	962,670

26 Tetten 8. Ekkesiwin. Tetten 8 me non Annukun Chuuk No. 4-98-37, iei a
 27 ekkesiwin ren en epwene iei ussun kapasan:

28 “Tetten 8. Kaworen Monien Amwokutun Ekkoch Programs. Iei a kawor
 29 ukukun \$5,424,931, ika fite ukukun epwe tongeni naaf, seni ewe Monienapen ewe
 30 Mwun Chuuk ren ewe fiscal year epwe muchuno September 30, 1999, fan asengesin

1	kaworen monien mwokutukutun angangen ekkoch State Programs. Ewe Kepina epwe				
2	wisen allottee won ei moni. Ei ukukun moni epwe iei ussun inetin.				
3	ACTIVITIES	CURRENT	LOCAL	REIMB.	TOTAL
4	A. Municipal Operation	1,086,131	515,000	-0-	1,601,131
5	B. Non-Pub. School	-0-	42,500	-0-	42,500
6	C. 4-H	-0-	15,000	-0-	15,000
7	D. Rural Development	-0-	35,000	-0-	35,000
8	E. Home Economic	-0-	15,000	-0-	15,000
9	F. Community Res. Dev.	-0-	15,000	-0-	15,000
10	G. ANR	-0-	15,000	-0-	15,000
11	H. Micro. Leg. Serv.	-0-	15,000	-0-	15,000
12	I. FSQ	-0-	15,000	-0-	15,000
13	J. Mort./N.West S.S.Cent.	-0-	30,000	-0-	30,000
14	K. Disaster Coordination	-0-	-0-	-0-	-0-
15	L. Deficit Reduction	-0-	-0-	-0-	-0-
16	M. Peace Corp Office	-0-	10,000	-0-	10,000
17	N. Early Retirement	1,072,614	563,686	-0-	1,636,300
18	O. Recovery Loan Pymnt.	-0-	1,700,000	-0-	1,700,000
19	P. Fire Disaster	-0-	10,000	-0-	10,000
20	Q. Faichuk Super Disp.				
21	(Udot Is.)	-0-	15,000	-0-	15,000
22	R. Namoneas Super Disp.				
23	(Tonoas Is.)	-0-	15,000	-0-	15,000
24	S. Halls Junior H. Sch.	-0-	70,000	-0-	70,000
25	T. State Leadership Conf.	-0-	30,000	-0-	30,000
26	U. Women's Affairs	-0-	15,000	-0-	15,000
27	V. Salary Adjustment	-0-	-0-	-0-	-0-
28	W. Mand.Retirees Retroact.	-0-	-0-	-0-	-0-
29	X. DCO Food Distrib.	-0-	100,000	-0-	100,000
30	Y. Gamble CVB Proposal	-0-	25,000	-0-	25,000
31	TOTAL	2,158,745	3,266,186	-0-	5,424,931"

1 Grand Total 13,576,640 6,560,536 596,000 20,733,176

2 Tetten 9. Ekkesiwin. Tetten 9 me non Annukun Chuuk No. 4-98-37, iei a
3 ekkesiwin ren an epwene iei ussun kapasas:

4 "Tetten 9. Kaworen Monien Mwokutukutun Special Block Grant
5 Programs me Health me Medical Program. Iei a kawor ukukun \$3,132,354, ika fite
6 ukukun epwe tongeni naaf, seni ewe Monienapen ewe Mwun Chuuk ren ewe fiscal year
7 epwe muchuno September 30, 1999, fan asengesin kaworen monien omwokutun ekkoch
8 State programs. Ewe Kepina epwe allottee won nounoun ei moni. Nounoun ei moni
9 epwe iei ussun inetin me ei moni epwe nounouno tori an it:

10	ACTIVITY	SECTION	SECTION	TOTAL
11		221(b)SBG	216(a)(2)	
12	A. VOCATIONAL REHABILITATION			
13	1. Personnel	27,500	-0-	27,500
14	2. Travel	5,000	-0-	5,000
15	3. Contr. Serv.	-0-	-0-	-0-
16	4. Other Current Exp.	2,500	-0-	2,500
17	5. Fixed Assets	-0-	-0-	-0-
18	Sub Total	40,000	-0-	40,000
19	B. DIV. OF PUBLIC HEALTH-(Communicable Disease)SBG			
20	1. Personnel	100,200	-0-	100,200
21	2. Travel	-0-	-0-	-0-
22	3. Contr. Serv.	-0-	-0-	-0-
23	4. Other Current Exp.	6,000	-0-	6,000
24	5. Fixed Assets	-0-	-0-	-0-
25	Sub Total	106,200	-0-	106,200
26	C. SUBSTANCE ABUSE AND MENTAL HEALTH			
27	1. Personnel	34,500	-0-	34,500
28	2. Travel	5,000	-0-	5,000
29	3. Contr. Serv.	-0-	-0-	-0-
30	4. Other Current Exp.	-0-	-0-	-0-
31	5. Fixed Assets	-0-	-0-	-0-

1	Sub Total	39,500	-0-	39,500
2	D. MEDICAL SUPPLIES			
3	1. Personnel	-0-	-0-	-0-
4	2. Travel	-0-	-0-	-0-
5	3. Contr. Serv.	-0-	-0-	-0-
6	4. Other Current Exp.	266,651	-0-	266,651
7	5. Fixed Assets	-0-	-0-	-0-
8	Sub Total	266,651	-0-	266,651
9	E. MEDICAL REFERAL			
10	1. Personnel	-0-	-0-	-0-
11	2. Travel	-0-	-0-	-0-
12	3. Contr. Serv.	-0-	-0-	-0-
13	4. Other Current Exp.	-0-	-0-	-0-
14	5. Fixed Assets	-0-	-0-	-0-
15	Sub Total	-0-	-0-	-0-
16	F. ELEMENTATRY EDUCATION			
17	1. Personnel	671,900	-0-	671,900
18	2. Travel	-0-	-0-	-0-
19	3. Contr. Serv.	-0-	-0-	-0-
20	4. Other Current Exp.	33,724	-0-	33,724
21	5. Fixed Assets	15,724	-0-	15,724
22	Sub Total	721,348	-0-	721,348
23	G. SECONDARY EDUCATION			
24	1. Persosnnel	91,800	-0-	91,800
25	2. Travel	-0-	-0-	-0-
26	3. Contr. Serv.	-0-	-0-	-0-
27	4. Other Current Exp.	10,000	-0-	10,000
28	5. Fixed Assets	10,000	-0-	10,000
29	Sub Total	111,800	-0-	111,800
30	H. NUTRITION FOOD SERVICES			
31	1. Personnel	64,700	-0-	64,700

1	2. Travel	-0-	-0-	-0-
2	3. Contr. Serv.	-0-	-0-	-0-
3	4. Other Current Exp.	600,000	-0-	600,000
4	5. Fixed Assets	-0-	-0-	-0-
5	Sub Total	664,700	-0-	664,700
6	I. EDUCATION SPECIAL SERVICES			
7	1. Personnel	40,000	-0-	40,000
8	2. Travel	-0-	-0-	-0-
9	3. Contr. Serv.	3,000	-0-	3,000
10	4. Other Current Exp.	1,068	-0-	1,068
11	5. Fixed Assets	-0-	-0-	-0-
12	Sub Total	44,068	-0-	44,068
13	J. HEALTH AND MEDICAL			
14	1. Personnel	-0-	-0-	-0-
15	2. Travel	-0-	-0-	-0-
16	3. Contr. Serv.	-0-	300,000	300,000
17	4. Other Current Exp.	-0-	161,087	161,087
18	5. Fixed Assets	-0-	-0-	-0-
19	Sub Total	-0-	461,087	461,087
20	K. DEFICIT REDUCTION PROGRAM			
21	1. Personnel	-0-	-0-	-0-
22	2. Travel	-0-	-0-	-0-
23	3. Contr. Serv.	-0-	-0-	-0-
24	4. Other Current Exp.	500,000	-0-	500,000
25	5. Fixed Assets	-0-	-0-	-0-
26	Sub Total	500,000	-0-	500,000
27	L. HEALTH CARE PLAN			
28	1. Personnel	-0-	-0-	-0-
29	2. Travel	-0-	-0-	-0-
30	3. Contr. Serv.	-0-	-0-	-0-
31	4. Other Current Exp.	60,000	-0-	60,000

1	5. Fixed Assets	-0-	-0-	-0-
2	Sub Total	60,000	-0-	60,000
3	M. MED.DOC. PROF. FEES			
4	AND OTHERS	117,000	-0-	117,000
5	TOTAL SBG & H&M	2,671,267	461,087	

6 3,132,354"

7 Tetten 10. Monien Omwokutun Ekkoch Compact Programs. Iei a kawor ukukun
8 \$1,597,692, ika fite ukukun epwe tongeni naaf, seni ewe Monienapen ewe Mwun Chuuk
9 ren ewe fiscal year epwe muchuno September 30, 1999, fan asengsin monian omwokutun
10 ekkoch programs mi foruta me non ewe Compact. Ewe Kepina epwe wisen allottee won
11 nounoun ei moni. Epwe iei ussun inetin nounoun ei moni me ei moni epwe nounouno to
12 an it:

13		SECTION	SECTION	
14	ACTIVITY	212(b)	214	TOTAL
15	A. TRAINING (CAT)	15,000	-0-	15,000
16	B. AIRPORT	50,000	-0-	50,000
17	C. PUBLIC WORKS	70,000	-0-	70,000
18	D. CPUC SUBSIDY	-0-	1,000,000	1,000,000
19	E. UTILITY FOR GOV'T.	-0-	462,692	462,692
20	TOTAL	135,000	1,462,692	1,597,692

21 Tetten 11. Minefoon Tetten. Ew minefoon tetten iei a pwan kapacheta an epwe
22 tetten 11, ngeni ei Annuk, epwe iei ussun:

23 "Tetten 11. Social me Economic Development Projects. Iei a kawor
24 ukukun \$9,461,760, ika fite ren an epwe tongeni naaf, seni ewe monienapen ewe
25 Mwun Chuuk, non ewe Capital Account, ren ewe fiscal year epwe muchuno
26 September 30, 1999, ren fan asengsin monien Social me Economic Development
27 Projects non Chuuk. Ei moni epwe iei ussun inetin:

28	A. State Share (60%)	\$5,677,056
29	1. MTN Loan	\$3,487,021
30	2. Government Lease Option Fund	\$ 700,000
31	3. Government Land Purchase Fund	\$ 825,035

1	4. Road Project Supplemental (Weno)	\$ 200,000
2	5. Wei Pat Junior High Sch. Renovation	\$ 48,000
3	6. Recreation Office Building	\$ 11,000
4	7. Renovation Emergency Room	\$ 35,000
5	8. Renovation Pediatric Room	\$ 65,000
6	9. Renovation Supply Warehouse	\$ 35,000
7	10. Renovation of Governor's Office	\$ 21,000
8	11. Southern Namoneas Police Substation (Tonoas)	\$ 10,000
9	12. Tonoas Road Repair Matching (100%)	\$ 150,000
10	13. Mortlocks Junior High Sch. Renovation	\$ 79,000
11	TOTAL CIP	\$ 5,666,056
12	B. Municipal Share (40%)	\$ 3,784,704
13	1. Weno	\$ 540,494
14	2. Fono	\$ 51,434
15	3. Piis Panewu	\$ 47,195
16	4. Tonoas	\$ 255,695
17	5. Fefan	\$ 258,874
18	6. Tsis	\$ 57,263
19	7. Parem	\$ 48,255
20	8. Uman	\$ 207,742
21	9. Udot	\$ 122,435
22	10. Eot	\$ 46,400
23	11. Romanum	\$ 68,655
24	12. Fanapanges	\$ 54,613
25	13. Tolensom	\$ 330,670
26	14. Polle	\$ 107,864
27	15. Patta	\$ 105,215
28	16. Wonei	\$ 85,080
29	17. Nama	\$ 111,573
30	18. Losap	\$ 77,927
31	19. Pisemwar	\$ 53,818

1	20. Namoluk	\$ 50,639
2	21. Ettal	\$ 54,878
3	22. Moch	\$ 73,688
4	23. Kuttu	\$ 72,098
5	24. Lukunoch	\$ 92,233
6	25. Satowan	\$ 85,080
7	26. Oneop	\$ 77,662
8	27. Ta	\$ 49,315
9	28. Murilo	\$ 48,785
10	29. Ruo	\$ 52,494
11	30. Fananu	\$ 44,811
12	31. Nomwin	\$ 53,818
13	32. Onoun	\$ 52,759
14	33. Piherarh	\$ 38,718
15	34. Onanu	\$ 34,479
16	35. Ono	\$ 34,479
17	36. Makur	\$ 34,744
18	37. Houk	\$ 54,348
19	38. Pulap	\$ 50,109
20	39. Puluwat	\$ 57,263
21	40. Tamatam	\$ 41,102
22	TOTAL CIP	\$ 9,461,760"

23 Tetten 12. Chochoon Chon Angang. Kisin-tetten (1) me non ei tetten a affatatiw
 24 ukukun chochoon chon angangen ei Mwun Chuuk.

25 Kisin-tetten (1) Aukukun me Asan ren Nenien Angan
 26 mi Kawor seni ewe Monienap

27 A. EXECUTIVE BRANCH

28	1. Health Services	346
29	2. Education	818
30	3. Public Affairs	23
31	4. Commerce and Industry	28

1	5. Marine Resources	59
2	6. Agriculture	46
3	7. Treasury	43
4	8. Public Safety	130
5	9. Public Works	66
6	10. Transportation	87
7	11. Planning and Statistics	14
8	12. Governor's Office	21
9	13. Budget Office	09
10	14. Personnel Office	08
11	15. Attorney General	09
12	B. BOARDS AND COMMISSIONS	
13	1. Land Commission	16
14	2. Election Commission	05
15	3. Environmental Protection Agency	07
16	4. Housing Authority	-0-
17	5. Coconut Authority	-0-
18	6. Visitors Bureau	-0-
19	7. Recreation Board	04
20	8. Scholarship Board	03
21	C. SPECIAL BLOCK GRANT	
22	1. Vocational Rehabilitation	04
23	2. Division Of Public Health	19
24	3. Substance Abuse and Mental Health	05
25	4. Elementary Education	142
26	5. Secondary Education	16
27	6. Nutrition	19
28	7. Education Special Services	07
29	D. LEGISLATIVE BRANCH	90
30	E. JUDICIARY BRANCH	65
31	F. PUBLIC AUDITOR OFFICE	03

1 TOTAL 2,112

2 Kisin-tetten (2). Ewe oukukun chon angang mi affat non kisin-tetten (1) me asan
 3 epwe wor manamanan won iteiten putai me ofes non ewe Executive Branch, Legislative
 4 Branch, Judicial Branch, meinsin ekkewe Special Programs fan pungun ei namopwung,
 5 fengen me ekkewe Boards, Authorities me Commission. Ekkei aukukun wiis epwe pwan
 6 wor pochokkunan me manamanan won ekkewe contracts fan iten chon angang, nge
 7 nangatamen ar angang epwe ew ier ika nap seni. Met wiis mei kapachenong me nukun
 8 ekkei iteiten wiis mi affat asan esap wor pochokkunan me manamanan, iwe repwe pwiwsin
 9 katano nupwen fansoun angang won budgetin minefoon ier epwe fis. Ion aramas e
 10 katonong mei atai ei aukukun me iteiten wiis esap nomw non tettenin emon chon
 11 wesewesen angangen ei state fan ennetin pungun annuk, iwe esap angei och niwin me
 12 ekkewe sakkun aninnis ren chon angang.


13 Tetten 13. Siwinsefanin Nounoun Moni. Ese mumuta siwinsefanin nounoun moni
 14 me non ei annuk.


15 Tetten 14. Nounoun me Niwinsefanin Moni. Meinsin moni mei kawor me ren ei
 16 annuk epwe nounou, omwokut, katou me tumun fiti pungun ewe State Financial
 17 Management Act, ewe Contract Bidding Law me pwan ekkoch sakkun annukun ei state
 18 mei weneiti. Meinsin allottee ren ekkei moni non ei namopwung repwe nochchei an
 19 nounoun ekkewe moni epwe chok fiti metekewe popun an ekkewe moni a kawor fan itan,
 20 iwe esapw pwan wor nounoun moni epwe watte seni met a kawor. Chinoon chok ika mei
 21 affat me ren ei annuk, meinsin moni ese nounou non ewe fansoun a much ei fiscal year
 22 1999 epwe niwinsefaninong non ewe Monienapen ewe Mwun Chuuk ren an epwe pwan
 23 monneta ngeni kaworen moni non annuk murin.

24 Tetten 15. Repot. Emon me emon ekkewe allottee ren ekkei moni mei kawor non
 25 ei annuk repwe awora repot won nounoun me nonnomwun moni non April 1, 1999, nge
 26 esap mang seni April 15, 1999, ngeni ewe Aneepwung ika menni chok nein an kewe
 27 committee mei weneiti; NGE, och saposapun repot won nounoun met nussun moni non
 28 metewe nussun ewe fiscal year epwe pwan kawor nefinan 20 ran me murin muchunoon
 29 ewe fiscal year 1999. Meinsin worksheets fan iten ei FY'99 Budget epwe kapacheta pwe
 30 chiechian ei namopwung.

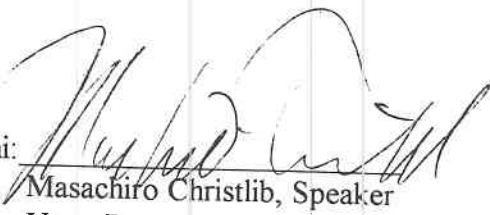
31


1 Tetten 16. Poputan Pochokunan. Ei namopwung epwe poputa pochokunan
2 fansoun an kapunguno me ren ewe Kepina, ika fansoun an winiti annuk won winikapan.
3

Sain seni: 
Detor Santos, President
Utten Senate
Aneepwungun Chuuk

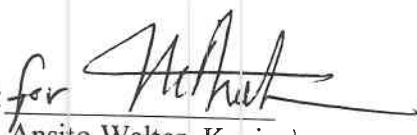
Annetata:

for Ismael Dobich, Chief Clerk
Utten Senate
Aneepwungun Chuuk

Pwinin maram: 01/07/99

Sain seni: 
Masachiro Christlib, Speaker
Utten Representatives
Aneepwungun Chuuk

Annetata:

Herter Sorim, Chief Clerk
Utten Representatives
Aneepwungun Chuuk

Pwinin maram: Jan. 7, 1999

Kapwunguno seni: for 
Ansito Walter, Kepina
Muun Chuuk

Pwinin maram: 01/12/99

Uruo : S.B.No. 4-120; SD2; HD3; CD1
: J.C.R.NO. 4-1R-1S-01